

Financial Results Release

HALF-YEAR ENDED
31 JANUARY 2021



NEW HOPE
GROUP

Presented by Robert Millner, Reinhold Schmidt,
and Rob Bishop on 23 March 2021

Highlights

Robert Millner



Highlights

Solid performance despite depressed energy market

Total tonnes sold

4.9M

▼ 23% from 2020

Realised sales price

\$78.8/t

▼ 19% from 2020

Revenue from operations

\$405.5M

▼ 34% from 2020

EBITDA¹
(before non regular items)

\$81.2M

▼ 62% from 2020

Profit before income tax
(before non regular items)

\$0.9M

▼ 99% from 2020

Interim dividend

4.0 cents

▼ 33% from 2020



¹ The presentation of EBITDA is to provide a measure of the Company's performance prior to the impact of financing, non cash depreciation and amortisation. It is a non-IFRS measure. These slides should be read in conjunction with the Interim Financial Statements.

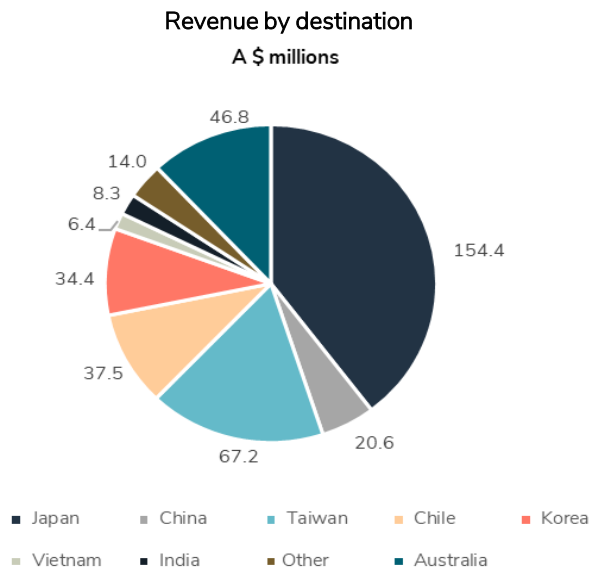
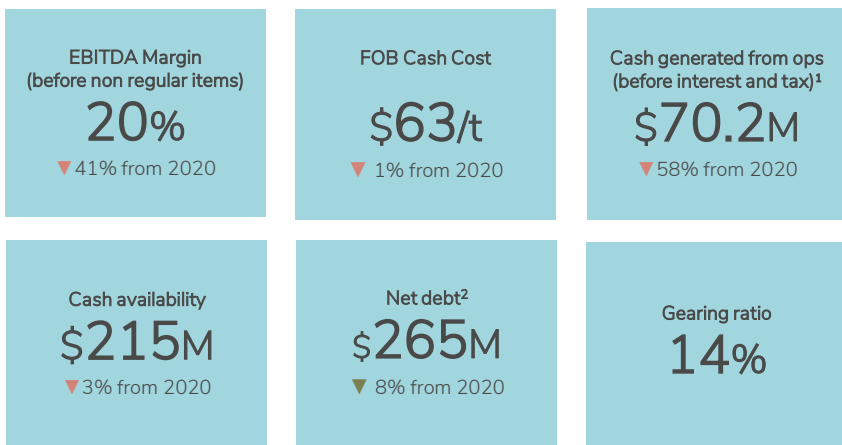
Financial Results

Rob Bishop



Financial Highlights

Strong second quarter points to improved performance with Company focusing on key markets



¹ The prior year cash from operations was before interest, tax and acquisition costs.

² Net Debt includes Cash and Cash equivalents less interest-bearing liabilities (excluding lease liabilities recognised under AASB16). These slides should be read in conjunction with the Interim Financial Statements.

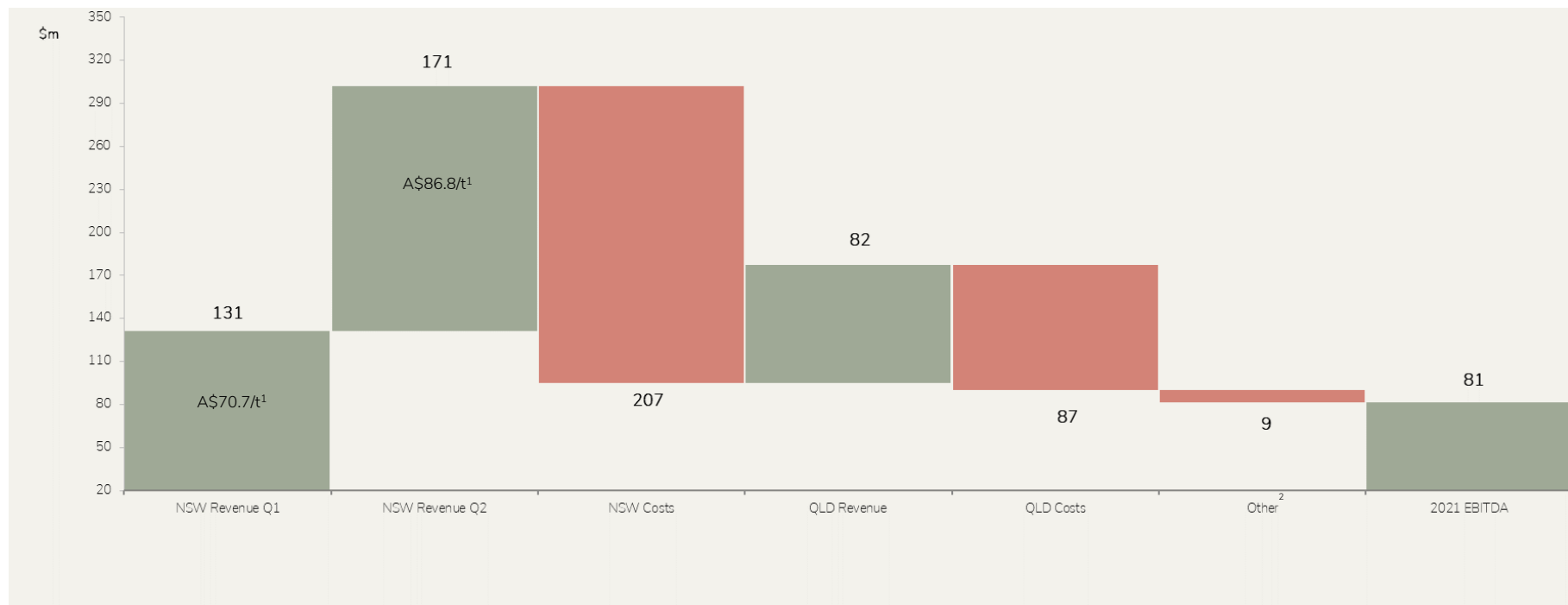
Financial Performance

	(A\$ million)		
	H1 FY21	H1 FY20	% change
EBITDA before non regular items	81.2	212.6	(62%)
Depreciation and Amortisation	(71.0)	(78.8)	10%
Interest	(2.7)	(2.1)	(29%)
Treasury	(6.6)	(8.2)	19%
Profit before income tax and non regular items	0.9	123.5	(99%)
Non regular items before tax	(80.2)	(30.1)	(166%)
Profit before income tax and after non regular items	(79.3)	93.4	(185%)
Profit after tax before non-regular items	0.8	86.4	(99%)
Non regular items after tax	(56.2)	(16.6)	(238%)
Profit after tax and non-regular items	(55.4)	69.8	(179%)



The presentation of EBITDA is to provide a measure of the Company's performance prior to the impact of financing, non cash depreciation and amortisation. These slides should be read in conjunction with the Interim Financial Statements.

Group EBITDA (A\$m) (before non regular items)

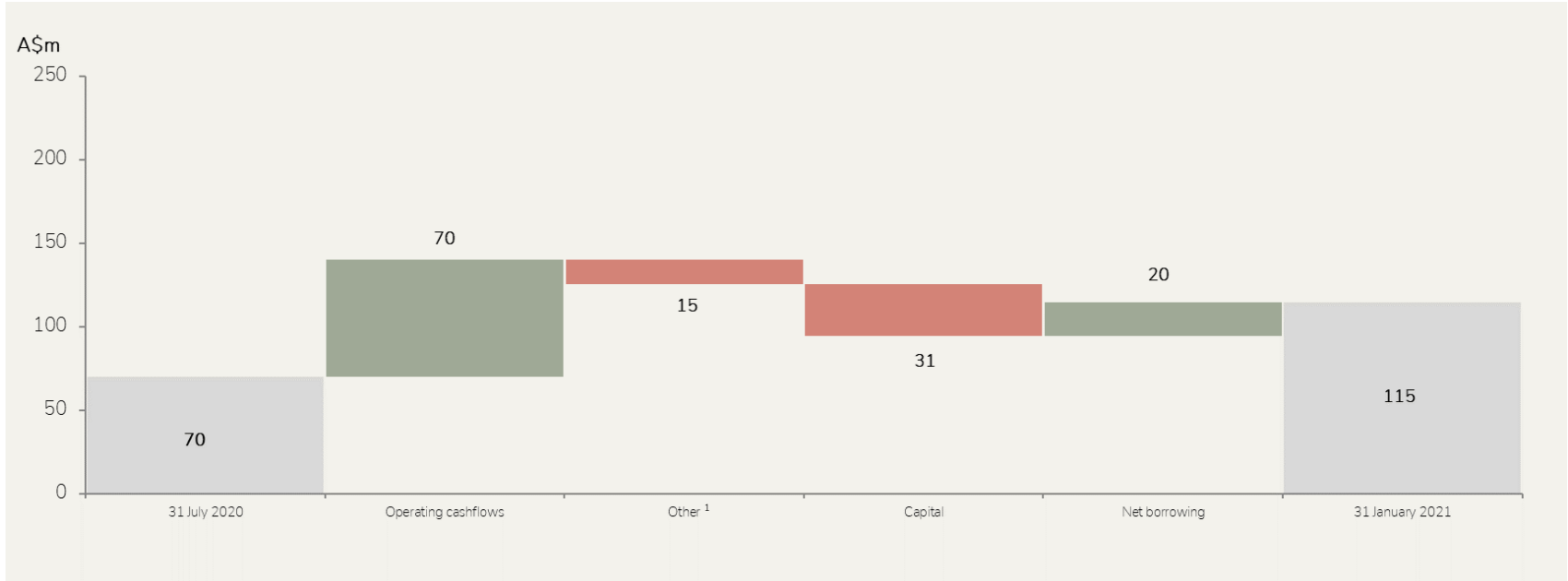


¹ Average realised price per tonne sold in Australian dollars.

² Includes Bridgeport, other and Treasury.

These slides should be read in conjunction with the Interim Financial Statements.

Cash



¹ Includes Bridgeport, other and Treasury.
These slides should be read in conjunction with the Interim Financial Statements.


Debt

Focus on responsible liquidity management

Total drawn debt for the half year ended 31 January 2021 was \$380 million, with available cash of \$114.8 million and available debt under the existing facility of \$100 million.

Gearing ratio for the half year was 14% which was in line with 31 July 2020.

The Company continues to be in compliance with all covenants under its debt facility.



These slides should be read in conjunction with the Interim Financial Statements.

Operational Performance & Outlook

Reinhold Schmidt



Safety

Managing COVID-19 impacts, improving safety performance

Continuing to make responsible and measured decisions to protect ongoing health and wellbeing of team members.

No cases of COVID-19 across all sites.

Total Recordable Injury Frequency Rate (TRIFR)¹ continues downward trend.

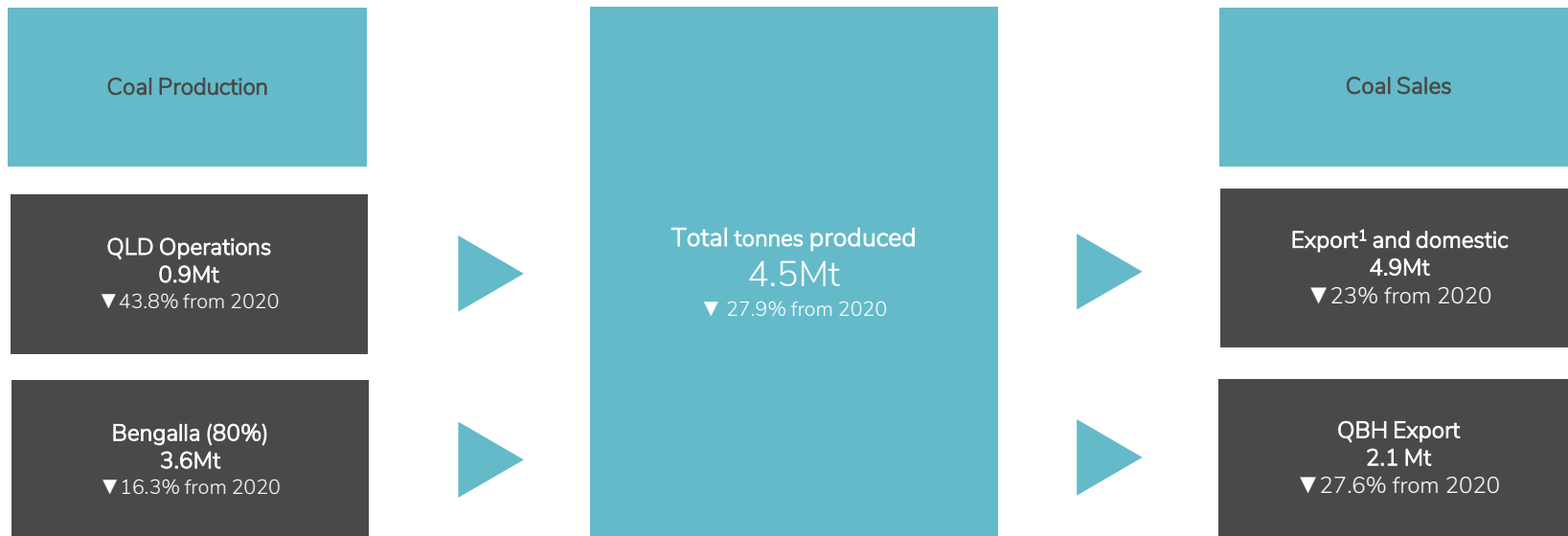
Maintained safe performance focus during New Acland ramp down.



¹TRIFR excludes Bridgeport

Production and sales

Half-Year ended 31 January 2021



¹ Includes trade coal sales.

Bengalla

Continued strong performance

Total sales better than planned for the first half.

Continued good health and safety performance
TRIFR at 1.25 per million exposure hours.

Dragline returned to full operations.

Planned major shutdown of Coal Handling and
Preparation Plant completed successfully.



New Acland Mine

Focus on cost reduction as Stage 2 winds down

Strong cost focus with cost reduction projects underway.

Total spend year-to-date under budget and cost per clean tonne under budget.

The High Court of Australia upheld the appeal by Oakey Coal Action Alliance and ordered New Acland's mining lease and environmental authority applications be remitted back to the Land Court of Queensland.

The Land Court of Queensland hearing date is reserved for November 2021.



Queensland Bulk Handling

Exports down due to reduced output from NAC

Queensland Bulk Handling exported 2.1mt over the half-year, down 27% on the previous corresponding period.

Impressive safety record continues with site eight years lost time injury (LTI) free.

Operations undergoing restructure due to 20% reduction in workforce.

Short term additional stockpile demand from current customers able to be accommodated.



West Moreton

Rehabilitation focus at all sites

Rehabilitation and monitoring continues at Jeebropilly, New Oakleigh and Chuwar.

Eight hectares seeded at Jeebropilly over first half.

507,000 bank cubic metres of material moved into Normanton void.

Phase one of cattle trials at Oakleigh West completed with excellent results.



Pastoral Operations

Good rain helps cropping

Good crop yields at both Acland Pastoral (**APC**) and Bengalla Agricultural (**BAC**) over first-half.

Calving commenced from APC's 1,200 breeders.

Weaners making good progress at BAC with high average weight gains.

Recent steer sales realising strong prices.



Outlook

Company set up for strong second half

Continued strong performance at Bengalla.

Capital investment in key mining equipment will underpin strong low-cost production.

Targeted cost reductions across the business has brought significant gains in efficiency.

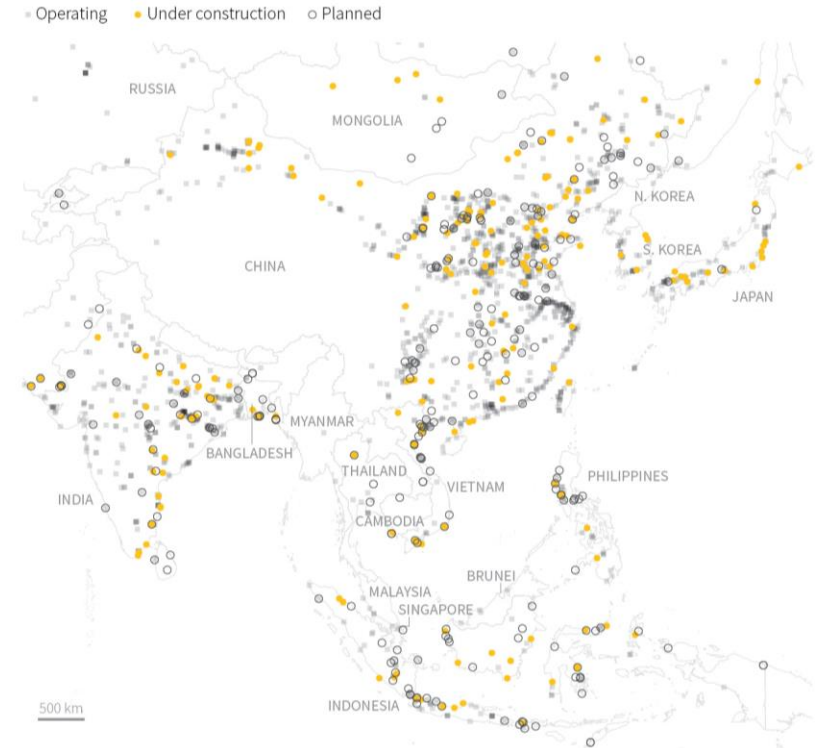
Bengalla and New Acland remain in the bottom quartile of the global cost curve.

Coal price stabilising both short and long term.

Good demand from Asian markets.

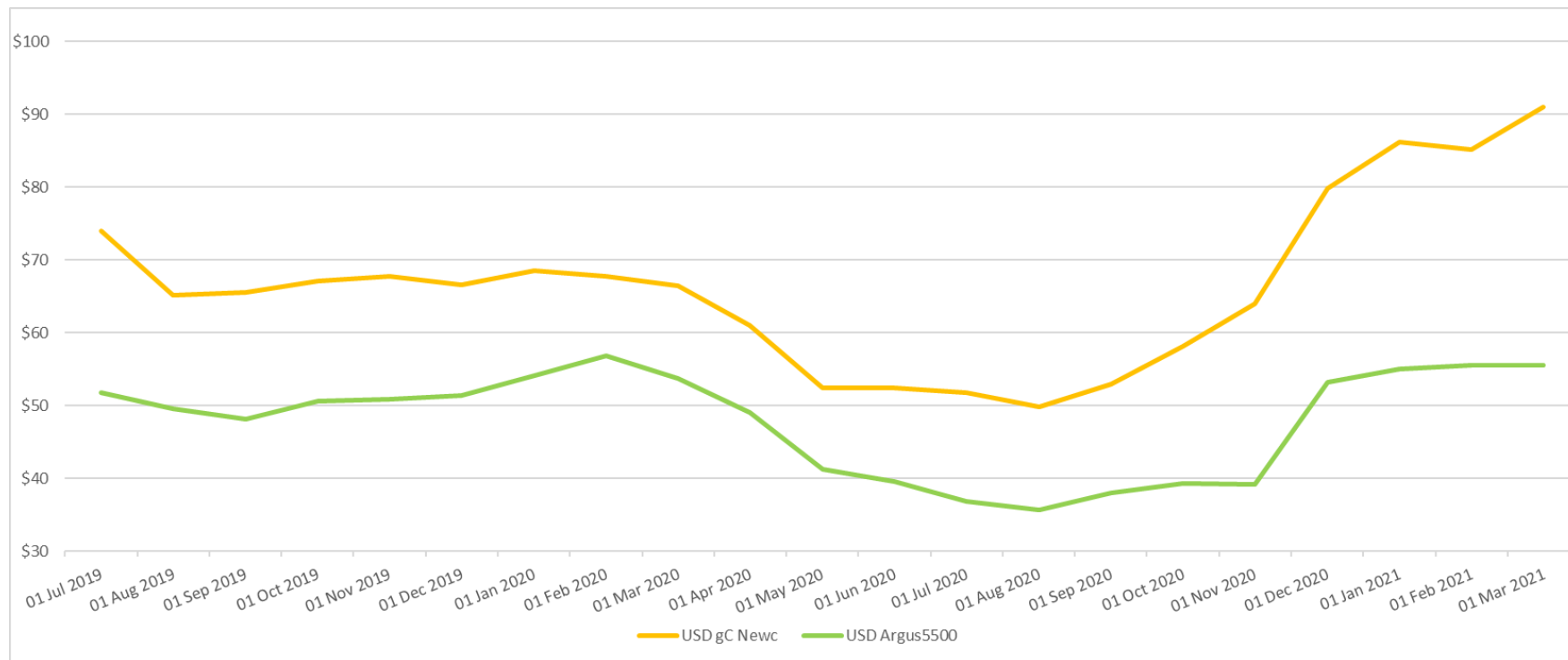
Corporate restructure completed, setting strong foundation for future growth.

Coal fired Power Plants in Asia



Source: Global Energy Monitor (data as of January 2020)

Thermal coal prices - Jan 2020 through March 2021



Source - CRU Thermal Coal Market Outlook

Disclaimer

The information in this document has been provided to you for information only by New Hope Corporation Limited ("NHC") and is subject to change without notice. Nothing contained in this document constitutes investment, legal, tax or other advice. The information in this document does not take into account your investment objectives, financial situation or particular needs. Before making an investment decision, you should consider, with or without the assistance of professional securities adviser, whether an investment in NHC is appropriate in the light of your particular investment needs, objectives and financial circumstances.

Nothing in this document should be considered a solicitation, offer or invitation to buy, subscribe for or sell any security in the United States of America ("US") or in any place in which, or to any person to whom, it would be unlawful to make such an offer or invitation. The distribution of this document outside Australia may be restricted by law. Persons who come into possession of this document who are not in Australia should seek advice on and observe any such restrictions. Any failure to comply with such restrictions may constitute a violation of applicable securities laws.

Neither this document nor any copy hereof may be transmitted in the US or distributed, directly or indirectly, in the US or to any US person including (1) any US resident, (2) any partnership or corporation or other entity organised or incorporated under the laws of the US or any state thereof, (3) any trust of which any trustee is a US person, or (4) any agency or branch of a foreign entity located in the US.

By accepting this document you agree to be bound by these limitations. NHC has prepared this document based on information available to it. Although reasonable care has been taken to ensure that the facts stated and opinions given in this document are fair and accurate, the information provided in this document has not been independently verified. Accordingly, no representation or warranty, express or implied is made as to the fairness, accuracy, completeness or correctness of the information and opinions contained in this document. To the fullest extent permitted by law, none of NHC, its directors, employees or agents or any other persons accepts any liability for any loss whatsoever arising from any use of this document or its contents, or otherwise arising in connection therewith.

An aerial, long-exposure photograph of a busy city intersection at night. The image is dominated by vibrant, multi-colored light trails from cars and buses, creating a dynamic, abstract pattern of lines. The trails are primarily in shades of blue, green, yellow, and red. In the center of the image, the website address newhopegroup.com.au is overlaid in a clean, white, sans-serif font. The background shows the dark silhouettes of buildings and trees, with some streetlights and traffic signals visible. The overall composition is high-contrast and visually striking.

newhopegroup.com.au

New Hope Corporation Limited | ASX code: NHC